

A WIRTGEN GROUP COMPANY



**KLEEMANN**



# MOBISCREEN EVO

MOBILE SCREENING PLANTS MSC 702i | 703i | 952i | 953i EVO



# MOBISCREEN MSC 702i | 703i | 952i | 953i EVO

The MOBISCREEN MSC EVO mobile screening plants are designed for a variety of application conditions and feed materials in natural stone and recycling.

In spite of the wide variety of tasks, the exact separation of fractions is clearly top priority. High precision is achieved thanks to optimal material flow, the best possible utilization of the screening surface and the simple adjustment of screening parameters such as screening angle and vibrating amplitude. This applies both to individual applications as well as the interlinked combination of plants.



Focus on precision



Output in the foreground



Operability at a glance



# MOBISCREEN MSC 702i | 703i | 952i | 953i EVO



1 Feed hopper

2 Feeding conveyor

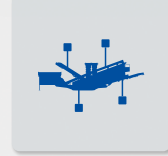
3 Screen

4 Drive

5 Control system

> Material flow

> Handling and sustainability



## 1 Feed hopper

- > Feed hopper with large capacity for loading with wheel loader
- > Hopper lining<sup>+</sup> available in wear-resistant steel or rubber
- > Foldable slotted grate with gap width of 4" , hydraulically foldable via a manual radio remote control
- > Vibrating slotted grate<sup>+</sup> for prescreening coarse material and therefore for loading the plant with a defined grain size



1 Feed hopper

2 Feeding conveyor

3 Screen

4 Drive

5 Control system


> Material flow

> Handling and sustainability



## 2 Feeding conveyor

- > Efficient screening surface usage thanks to extra-wide feeding conveyor as a smooth or cleated belt<sup>+</sup>
- > The movable feeding conveyor allows optimal loading via the impact plate at different screen casing angles and for different material compositions
- > Adjustable material brakes at the screen upper deck<sup>+</sup> and an anti-rollback<sup>+</sup> at the feeding conveyor ensure uniform material transport



1 Feed hopper

2 Feeding conveyor

3 Screen

4 Drive

5 Control system


> Material flow

> Handling and sustainability



### 3 Screen

- > High screening efficiency thanks to simple adaptation of the screen angle and vibrating amplitude of the screen casing to the feed material properties
- > Two plant sizes with screening surfaces of 75 or 102 ft<sup>2</sup> to meet maximum performance requirements
- > The screening surface is easy to change thanks to good accessibility from all sides and a wedge clamping device
- > Each plant size is available in a double- or triple-deck version for additional classification
- > The oversize grain conveyor<sup>+</sup> can be flexibly configured on the left or right (cannot subsequently be changed)
- > Large selection of screen surfaces<sup>+</sup> for all decks with different mesh widths; beater cords<sup>+</sup> for use with sticky material



1 Feed hopper

2 Feeding conveyor

3 Screen

4 Drive

5 Control system


> Material flow

> Handling and sustainability




## 4 Drive

- > Well-thought-out hydraulics concept for efficient power transmission and reduced operating costs
- > Ease of physical and visual access to all components relevant to maintenance

 Electric operation through external power supply for emission-free work and lower operating costs thanks to electro-hydraulic Dual-Power drive



KLEEMANN SUSTAINABILITY describes innovative technologies and solutions which are consistent with the sustainability objectives of the WIRTGEN GROUP.



1 Feed hopper

2 Feeding conveyor

3 Screen

4 Drive

5 Control system

> Material flow

> Handling and sustainability



## 5 Control system

- > Simple operating concept reduces the risk of operating errors
- > Mobile, wired operating device for perfect viewing of the executed functions from a safe distance
- > Radio remote control<sup>+</sup> for comfortable control of the driving function, the hopper discharge conveyor and the foldable slotted grate
- > Automatic start for simple and fast production start
- > Better planning and analysis of the plant thanks to the telematics solution



1 Feed hopper

2 Feeding conveyor

3 Screen

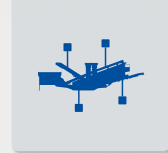
4 Drive

5 Control system


> Material flow

> Handling and sustainability





## > Material flow

- > Optimized material flow thanks to increasing feed hopper width, effective transfer to the extra-wide feeding conveyor
- > Dosing flap on the hopper unit<sup>+</sup>, which is either lockable or can be adjusted using weights, ensures a continuous material flow
- > Robust impact plate on the feeding conveyor distributes material evenly on the screening surface and a wear plate that protects the screen surface against wear
-  High discharge heights and therefore higher stockpiles, hydraulic port<sup>+</sup> for operating a stacker, resulting in reduced use of the wheel loader
- > Conveying speed of all side discharge conveyors, the hopper discharge conveyor and the transfer conveyor are steplessly adjustable - for adaptation to the material properties

- > Line coupling<sup>+</sup> allows process and safety-related technical coupling with all KLEEMANN EVO and PRO plants; optimized material flow and enhanced safety throughout the entire plant train
- > The stockpile probe required for the process coupling can be placed on any side discharge conveyor and on the oversize grain conveyor for more application flexibility



1 Feed hopper

2 Feeding conveyor

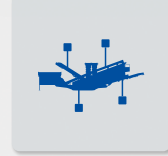
3 Screen

4 Drive

5 Control system

> Material flow

> Handling and sustainability



## > Safety & ergonomics

- > Quick and convenient service possible due to very good accessibility to all maintenance-related components
- > All function- and safety-related hydraulic cylinders are equipped with lowering brake valves; each cylinder remains in its current position in the event of shutdown or malfunction
- > Long and wide work platforms; horizontally adjustable screen casing for ergonomic changing of the screen surfaces in the lower deck

## > Transport

- > Space-saving transport position and ample ground clearance for easy transport
- > Stepless speed control of the crawler carrier chain ensures precise loading and positioning
- > The side discharge conveyors fold out quickly and easily to enable short set-up times

## > Environment

- > Low fuel consumption thanks to the latest-generation engine
- > Efficient start-stop system<sup>+</sup> for lower consumption in idle phases
- > Reduction of dust emission through water spraying system<sup>+</sup> and belt covers<sup>+</sup> on feeding conveyor and fine grain conveyor



1 Feed hopper

2 Feeding conveyor

3 Screen

4 Drive

5 Control system

> Material flow

> Handling and sustainability

TECHNICAL INFORMATION	MSC 702i EVO	MSC 703i EVO	MSC 952i EVO	MSC 953i EVO
Type	Classifying screen	Classifying screen	Classifying screen	Classifying screen
Screen decks	2	3	2	3
Screening surface	5' 1" x 14' 9"	5' 1" x 14' 9"	5' 1" x 20'	5' 1" x 20'
Transport weight of basic plant - max. configuration (lbs)	71,400 - 81,900	78,150 - 88,800	77,100 - 87,750	85,500 - 96,150



**WIRTGEN AMERICA**

6030 Dana Way  
 Antioch, TN 37013  
 USA

T: +1 615 501 0600

M: info.america@wirtgen-group.com

 [www.wirtgen-group.com/america](http://www.wirtgen-group.com/america)