

A WIRTGEN GROUP COMPANY



KLEEMANN

MOBILE SCREENING PLANTS

MOBISCREEN





A LONG TRADITION OF EXPERTISE.

For the past 100 years, KLEEMANN GmbH has been developing and manufacturing machines and plants for the natural stone and recycling industry.

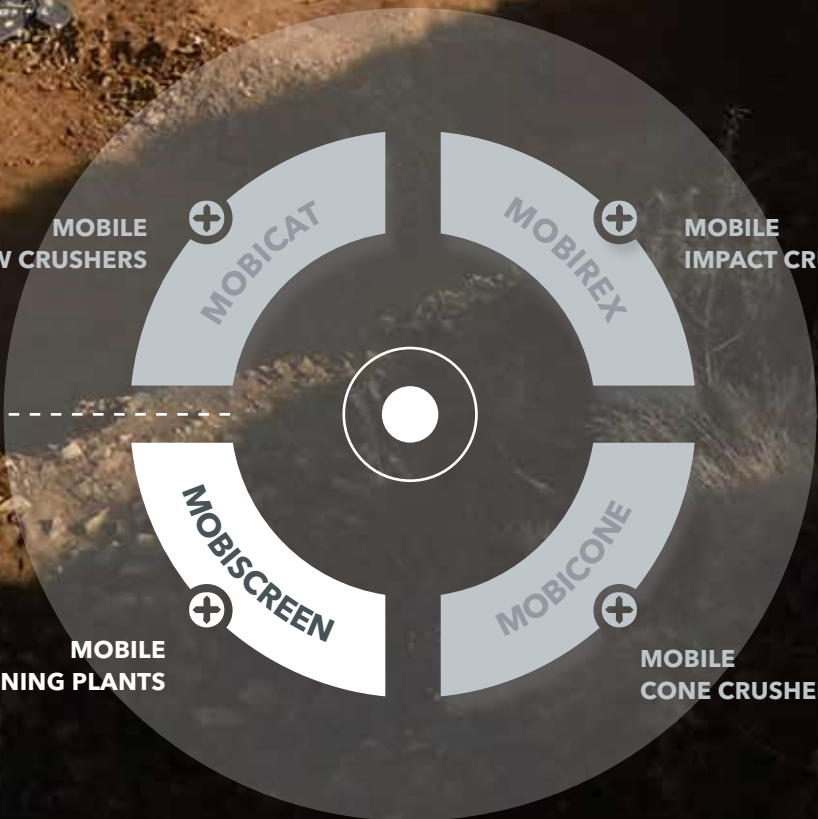
High levels of performance and innovative details, simple handling and maximum safety for the operator - this is what KLEEMANN crushing and screening plants stand for.

Over 100 years of
history

A WIRTGEN GROUP Company
an internationally active group of companies



with more than 200
subsidiaries and dealers at home and abroad



MOBILE
JAW CRUSHERS



MOBICAT



MOBIREX

MOBILE
IMPACT CRUSHERS



MOBISCREEN



MOBICONE

MOBILE
SCREENING PLANTS

MOBILE
CONE CRUSHERS



MOBISCREEN

The mobile screening plants from KLEEMANN.



Classifying screens




Scalping screens

The MOBISCREEN mobile screening plants are used for screening almost all types of natural stone and residual construction materials. The classifying and scalping screens are available in a double- or triple-deck design, with hydraulic or diesel-electric drives.

The areas of application of the MOBISCREEN plants are very varied. A large number of suitable screen surfaces are available to achieve the different final grain sizes and for different screen materials.





VERSATILE IN THEIR APPLICATION



Precise results.

Scalping and classifying screen applications


The MOBISCREEN mobile screening plants are used for screening almost all natural stone and in recycling.

Scalping screens are often used prior to the crushing process for material sorting. Coarse and robust screen media, such as slotted grates, finger screens and punched plates are used. On rare occasions, the plants also function as classifying screens.

Classifying screens are used to obtain exact fractions. The plant can be adapted individually to the application through the selection of screen media, the screen inclination, etc.

▣ USE IN NATURAL STONE

▣ USE IN RECYCLING



01 MS 702 EVO in natural stone

03 Linkage: MC 120 Z PRO / MCO 11 PRO / MS 953 EVO

05 MS EVOs in iron ore

02 MS 953 EVO in natural stone

04 Linkage: MC 110 Z EVO / MCO 9 EVO / MS 703 EVO

06 MS 703 in natural stone

THE NEW EVO LINE CLASSIFYING SCREENS

MOBILE SCREENING PLANTS MOBISCREEN EVO.

Large feed hopper for high installation flexibility, two sizes are available

Optimized material flow through opening of feed hopper in material flow direction



Easy-to-operate control system using symbols via mobile control panel



Option of **external power supply** (optional) for efficient operation in quarries

Powerful and **efficient hydraulic drive** for high output combined with low fuel consumption



High application diversity, intuitive operation, simple transport

The new MOBISCREEN EVO screening plants are characterized by their flexible utilization, excellent transport properties, fast set-up time and efficient operation - combined with top

output values. The classifying screens are available as double- or triple-deck screens.

Extra-wide feeding conveyor ensures efficient screen area utilization for optimum throughputs

Screen casing in sizes 7 or 9.5 m² and adaptable screen angle for the best possible distribution of the material on the screening surface

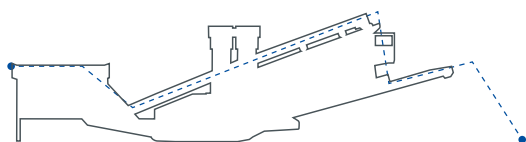


Jolt-free travel, simple transport thanks to **space-saving dimensions**



MOBISCREEN MS 702/703 EVO

Short set-up times, good transport properties, high output.



Classifying screen

for up to four fractions

Compact design

for simple transport with flat bed trailer

up to 386 US t/h

Feed capacity





The MOBISCREEN MS 702 and 703 mobile screening plants are used as classifying screens. The plants have a screen casing size of 7 m² and are available in two basic configurations:

The MS 702 EVO is equipped with a double-deck screen, the MS 703 EVO has a triple-deck screen.



TECHNICAL INFORMATION MS 702 EVO

- Screen decks: 2
- Screening unit (W x L): 5' 1" x 14' 9"
- Weight: 67,250 - 83,800 lbs



TECHNICAL INFORMATION MS 703 EVO

- Screen decks: 3
- Screening unit (W x L): 5' 1" x 14' 9" inch
- Weight: 73,900 - 90,400 lbs



APPLICATION RECOMMENDATION

- Vibrating screen for screening all types of stone
 - > MS 702 up to 3 fractions
 - > MS 703 up to 4 fractions
- Extensive range of screen surfaces
- Feed capacity of up to 386 US t/h

MOBISCREEN
EVO


CLASSIFIED SCREENING

For better capacity utilization and high productivity.

The MS 702/MS 703's screen casing with an area of 7 m² is designed for high outputs. The adaptation of the screen angle to the material properties guarantees optimum distribution of the material on the screening surface.

A simple screen surface change is guaranteed thanks to easy access from all sides along with the wedge clamping. The MS 703 also has a third screen deck for additional classification.

Plant with 2 or 3 decks



Screening surface of 7 or 9.5 m²



FAST WORKERS

The right solution for every requirement.

Compactness and light weight are additional benefits of the MS 702 and MS 703 screening plants. With a transport-friendly weight, compact dimensions and generous ground clearance, transport with a flat bed trailer is easy. The side discharge conveyors remain on the machine during transport and can be folded hydraulically into position in next to no time.

With its easy-to-operate control system via the control panel, handling of the MS EVO screening plants is user-friendly and intuitive.



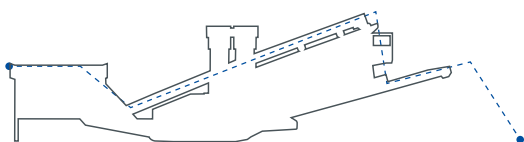
Ground clearance

Transport position



MOBISCREEN MS 952/953 EVO

Flexible application options, high output with a large screening surface.



Classifying screen

for up to four fractions

Compact design

for simple transport with flat bed trailer

up to 551 US t/h

Feed capacity





The MOBISCREEN MS 952 and 953 mobile screening plants are used as classifying screens. They have a screen casing with an area of 9.5 m² and can therefore meet high performance demands.

The feed hopper has a very high holding capacity and opens in the direction of material flow - this guarantees an optimum material flow with the double-deck (MS 952) and triple-deck screens (MS 953).



TECHNICAL INFORMATION MS 952 EVO

- ▣ Screen decks: 2
- ▣ Screening unit (W x L): 5' 1" x 20'
- ▣ Weight: 72,750 - 89,300 lbs



TECHNICAL INFORMATION MS 953 EVO

- ▣ Screen decks: 3
- ▣ Screening unit (W x L): 5' 1" x 20'
- ▣ Weight: 81,600 lbs - 98,100 lbs



APPLICATION RECOMMENDATION

- ▣ Vibrating screen for screening all types of stone
 - > MS 952 up to 3 fractions
 - > MS 953 up to 4 fractions
- ▣ Extensive range of screen surfaces
- ▣ Feed capacity of up to 551 US t/h

MOBISCREEN
EVO

CONTROL SYSTEM

Intuitive and easy handling.

With its easy-to-operate control system via the control panel, handling of the MS EVO screening plants is user-friendly and intuitive. The symbols for the functions are also used with the other KLEEMANN EVO machines - rethinking is not necessary.

The control panel can be connected at different positions on the machines. The executed functions are therefore clearly visible, and high work and operational safety can be guaranteed. The optional radio remote control enables convenient control of the drive functions.

Optional radio remote control




LARGE VOLUMES

Processed efficiently.

The MOBISCREEN EVO screening plants can also be connected to an external power supply. This turns them into efficient power packs, primarily in quarries.

With a capacity of up to 550 US t/h, the MS 952 and MS 953 screening plants have a very high production output.

In order to guarantee an optimal material outflow, the feed hopper has a very large feed capacity and opens in the direction of the material flow. Simple loading is therefore possible with a wheel loader. The installation arrangement of the MS EVO plants is therefore very flexible.



Large feed hopper





CLASSIFYING SCREENS FOR THE QUARRY

The classifying screens in the Quarry Line are designed to deal with the tough conditions encountered in day-to-day work in a quarry.

With their diesel-electric drives, they are even more powerful and especially suitable for interlinking with crushers from the KLEEMANN Quarry Line. Thanks to their large screen surfaces, higher throughput is guaranteed, even with small final grain sizes.

APPLICATION RECOMMENDATION

- Classifying screens for screening in natural stone applications with a feed size up to 7.87"
- Triple-deck screens for classifying up to 4 fractions
- Extensive range of screen surfaces
- Feed capacity from 717 US t/h to 882 US t/h



MS 20 D



MS 20 D

- Triple-deck screening plant
- Diesel-electric drive
- For natural stone applications
- Maximum feed size: 3.94" x 6.3"

Feed capacity up to approx.	717 US t/h
Screen size (W x L)	6' 9" x 19' 8"
Weight	123,500 lbs
Engine/Motor output	303 hp



MS 23 D

- Triple-deck screening plant
- Diesel-electric drive
- For natural stone applications
- Maximum feed size: 3.94" x 6.3"

Feed capacity up to approx.	882 US t/h
Screen size (W x L)	7' 7" x 26' 3"
Weight	205,000 lbs
Engine/Motor output	303 hp

SCALPING SCREENS

MOBISCREEN mobile screening plants.

Double-deck screening unit for material sorting, large number of different screen surfaces available

Generously proportioned screen casing for an ideal distribution of the material on the screen surface



Easy access for maintenance and screen surface changing



Good preparation before the crushing process

The MOBISCREEN scalping screens are used, for example, prior to the crushing process for material sorting. Scalping screen surfaces, such as slotted grates, finger screens and

punched plates are used. Various plant versions with double-deck screening units are available.

Large feed hopper for high flexibility in feeding by means of wheel loader or digger



Possibility of **external power supply** with the MS 13 Z and MS 15 Z (optional)

Powerful and efficient **diesel-hydraulic drive**





SCALPING SCREENS

Scalping screens are designed so they can sort the material before the first crushing stage. Various screening plants with different screen casing sizes are available as double-deck plants.

Depending on the plant, the feed material can have a feed size of up to 500 mm. Thanks to their compact dimensions the plants can be relocated quickly and are easy to transport.

APPLICATION RECOMMENDATION

- Scalping screen for screening all types of stone and residual construction materials
- Double-deck screens for classifying up to 3 fractions
- Extensive range of screen surfaces
- Feed capacity from 221 US t/h to 551 US t/h

MS 12 Z



MS 15 Z



MS 12 Z

- Scalping screen with two screen decks
- Diesel-hydraulic drive
- For natural stone and recycling applications
- Maximum feed size: 11.81"

Feed capacity up to approx.	221 US t/h
Screen size (W x L)	4' x 9' 2"
Weight	34,100 lbs
Engine/Motor output	701 hp



MS 13 Z

- Scalping screen with two screen decks
- Diesel-hydraulic drive
- For natural stone and recycling applications
- Maximum feed size: 15.75"
- Option for external power supply (optional)

Feed capacity up to approx.	309 US t/h
Screen size (W x L)	4' 6" x 12'
Weight	50,700 lbs
Engine/Motor output	101 hp



MS 15 Z

- Scalping screen with two screen decks
- Diesel-hydraulic drive
- For natural stone and recycling applications
- Maximum feed size: 15.75"
- Option for external power supply (optional)

Feed capacity up to approx.	441 US t/h
Screen size (W x L)	5' x 16'
Weight	72,750 lbs
Engine/Motor output	101 hp



MS 21 Z

- Scalping screen with two screen decks
- Diesel-hydraulic drive
- For natural stone and recycling applications
- Maximum feed size: 19.69"

Feed capacity up to approx.	551 US t/h
Screen size (W x L)	6' 1" x 20'
Weight	82,700 lbs
Engine/Motor output	221 hp

SCREENING TECHNOLOGY



Ideally matched screen linings ensure the best possible results.

Screen surfaces are put to heavy-duty use day after day. To guarantee continuous and reliable screening to the desired final grain size, the screen surfaces from KLEEMANN are made of exceptionally wear-resistant spring wire steel or round wire.

Thanks to their double bracing at the intersections, they have a very high mesh stability to guarantee uniform screening. The screening result itself is determined by numerous factors. The most important influencing factors include the grain shape, the humidity content and the loaded volume.



Plant with 2 or 3 decks

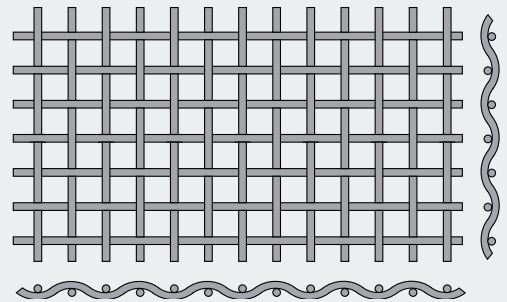


→ It all comes down to the material.

The MOBISCREEN plants' areas of applications are diverse. A variety of suitable screen surfaces are available for attaining different final grain sizes and for different feed material.

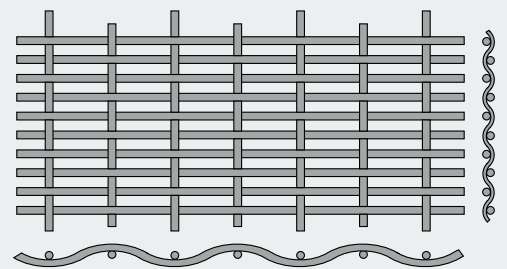
SQUARE MESH

- ✔ Most commonly used screen surface
- ✔ Used for applications in which a cubic shape is required
- ✔ Different wire qualities and thicknesses available (thicker = longer service life, thinner = higher production)




RECTANGULAR MESHES

- ✔ For screening cubic grain sizes
- ✔ Frequently used for natural gravel
- ✔ For high throughputs



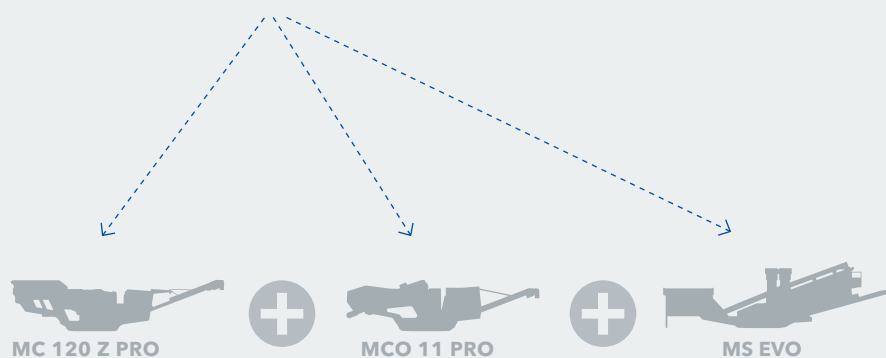
HARP SCREEN

- ✔ For screening damp material and difficult screening product
- ✔ With self-cleaning effect through the natural vibration of the longitudinal wires
- ✔ To be inserted at the lower deck of the screen
- ✔ Available in different versions: W-harp, S-harp, Varia harp



WELL COMBINED

For perfect processes.




Technical expertise.

The line coupling option can be used for coupling KLEEMANN machines with each other. The crushing process between the crushing plants is therefore automatically optimized so that material is always conveyed with maximum efficiency through the machine. For this purpose, a probe is installed on the crusher discharge conveyor and/or fine grain conveyor of the upstream machine that monitors the fill level of the feeding unit of the respective upstream machine. When the fill level reaches a defined adjustable height, the output of the upstream machine is temporarily reduced.


For safety reasons, all crushing and screening plants are connected with each other by cables. If an emergency-stop button is pressed somewhere on the plant train, all machines are safely stopped.





YOUR KLEEMANN SERVICE

From the WIRTGEN GROUP.




**Reduced downtimes, minimal wear costs,
maximum customer proximity.**



Service network

Our local contact partners provide you with comprehensive support for all tasks and questions related to our products. Thanks to our closely-knit, global WIRTGEN GROUP network, we guarantee short response times and quick solutions.



Training courses

An essential element of the successful use of our plants is knowledge of their operation. In order to communicate the necessary technical knowledge to your employees, KLEEMANN offers a wide range of training courses.



Parts and accessories

Original parts and accessories from KLEEMANN can assure the high reliability and availability of the machines in the long term. An overview of all parts is available at www.partsandmore.net



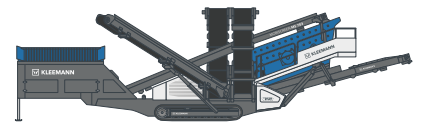




EVO-LINE

MS 702 EVO

MS 703 EVO



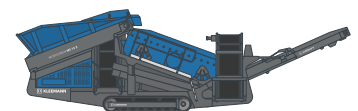
Type	Double-deck screening plant	Triple-deck screening plant
Classification of	up to 3 final grain sizes	up to 4 final grain sizes
Screen decks	2	3
Screen casing size (W x T)	5' 1" x 14' 9"	5' 1" x 14' 9"
Feed capacity up to approx.	386 US t/h	386 US t/h
Max. feed size	4" x 6.3"	4" x 6.3"
Weight approx.	67,250 - 83,800* lbs	73,900 lbs - 90,400* lbs

MOBISCREEN

MOBISCREEN

MS 13 Z

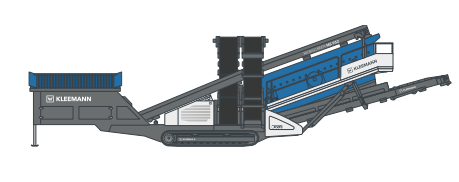
MS 15 Z



Type	Double-deck screening plant	Double-deck screening plant
Classification of	up to 3 fractions	up to 3 fractions
Screen decks	2	2
Screen casing size (W x T)	4' 6" x 12'	5' x 16'
Feed capacity up to approx.	309 US t/h	441 US t/h
Max. feed size	16"	16"
Weight approx.	50,700 lbs	72,750 lbs

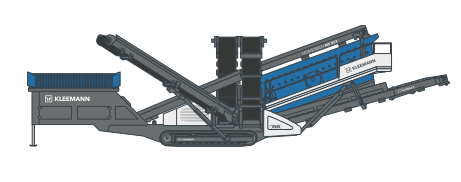
EVO-LINE

MS 952 EVO



Double-deck screening plant
up to 3 final grain sizes
2
5' 1" x 20'
551 US t/h
4" x 6.3"
72,750 - 89,300* lbs

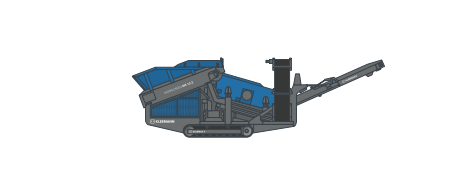
MS 953 EVO



Triple-deck screening plant
up to 4 final grain sizes
3
5' 1" x 20'
551 US t/h
4" x 6.3"
81,600 - 98,100* lbs

MOBISCREEN

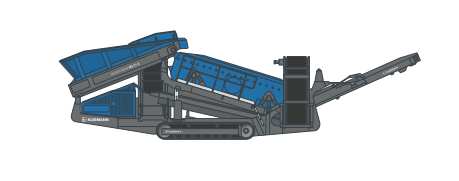
MS 12 Z



Double-deck screening plant
up to 3 fractions
2
4' x 9' 2"
221 US t/h
12"
34,100 lbs

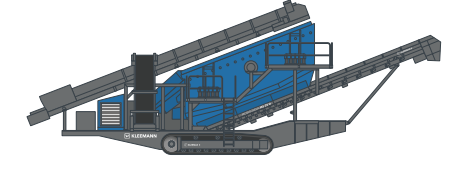
MOBISCREEN

MS 21 Z



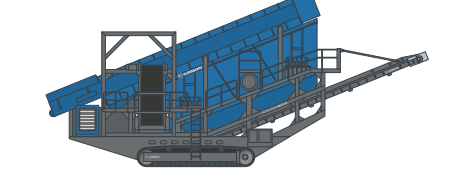
Double-deck screening plant
up to 3 fractions
2
6' 1" x 20'
551 US t/h
20"
82,700 lbs

MS 20 D



Triple-deck screening plant
up to 4 fractions
3
6' 9" x 19' 8"
717 US t/h
4" x 6.3"
123,500 lbs

MS 23 D



Triple-deck screening plant
up to 4 fractions
3
7' 7" x 26' 3"
882 US t/h
4" x 6.3"
205,000 lbs

* Transport weight of basic machine - max. configuration



KLEEMANN GmbH

Germany

Manfred-Wörner-Str. 160
73037 Göppingen

Tel.: +49 7161 206-0

E-Mail: info@kleemann.info

 www.kleemann.info