

KLEEMANN

PRODUCT RANGE



TOP CLASS PRODUCTION

Know-how, innovation, quality.

For the past 100 years, KLEEMANN GmbH has been manufacturing innovative machines and plants for professional users in the natural stone and recycling industry. High levels of performance and innovative details, simple handling and maximum safety for the operator - this is what KLEEMANN crushing and screening plants stand for.

As one of the leading global manufacturers of tracked crushing and screening plants, KLEEMANN can look back on a long tradition: Already at the start of the last century, crushing and screening plants for the processing of rock and stone were being produced. From the mid 1950s, the company concentrated its efforts more and more on the construction of stationary crushing and screening plants and in the mid 1980s was one of the pioneers in the construction of track-mounted mobile equipment.

KLEEMANN crushing and screening plants are characterised by their high quality and availability, simple operation and impressive versatility. In close partnership with test customers, our plant systems are subjected to thorough testing and are continually optimised. Series production does not start until high performance and cost-effectiveness are guaranteed.

KLEEMANN PLANT GÖPPINGEN

COMPETENCE AS TRADITION

Efficient crushing and screening plants.

KLEEMANN PRODUCT RANGE

Page

- **06 MOBICAT**
Mobile jaw crushers
- **10 MOBIREX**
Mobile impact crushers
- **14 MOBICONE**
Mobile cone crushers
- **18 MOBISCREEN**
Mobile screening plants
- **22 MOBIBELT**
Mobile stackers

The mobile crushing and screening plants from KLEEMANN are characterised by their simple operability and well-thought-out machine design. The plants impress with a high performance and top output with small to very large batch sizes. Thanks to efficient drive concepts and special solutions for the reduction of noise and dust emissions, the plants also excel with regard to sustainability.



MOBICAT

Mobile jaw crushers




Diesel-direct / diesel-electric
Drive concepts

Up to 650 t/h
Feed capacity

Natural stone and recycling
Application fields

The crushing plants from the MOBICAT series are used for pre-crushing almost all types of natural stone and for recycling. The MOBICAT crushing plants' output is not determined by the jaw crusher alone. The optimised interaction of all components

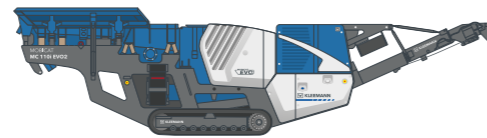
also plays a decisive role. And of course, costs and environmental compatibility, plant availability, versatility and quality of the final product are all extremely important as well.



MC 100(i) EVO

Feed capacity up to approx.	220 t/h
Crusher inlet (W x D)	950 x 550 mm
Weight	31,000 kg*
Engine power	155 - 165 kW**


- > Low-consumption, D-DRIVE diesel-direct drive
- > Hydraulic crushing gap adjustment via control system
- > Crusher unblocking system (option)
- > Feeding unit with integrated primary screening



MC 110(i) EVO2

Feed capacity up to approx.	400 t/h
Crusher inlet (W x D)	1,100 x 700 mm
Weight	42,500 kg*
Engine power	240 - 248 kW**

- > Low-consumption, D-DRIVE diesel-direct drive
- > Independent double-deck prescreen
- > Innovative overload and control systems
- > Crusher unblocking system (option)
- > SPECTIVE intuitive operating concept



MC 120(i) PRO

Feed capacity up to approx.	650 t/h
Crusher inlet (W x D)	1,200 x 800 mm
Weight	72,500 kg*
Engine power	368 - 410 kW**

- > E-DRIVE diesel-electric drive
- > Option for external power supply
- > Independent double-deck prescreen
- > Discharge chute (option)
- > Crusher unblocking system (option)
- > SPECTIVE intuitive operating concept

* Minimum weight without options, exact weight specifications upon request ** depending on the respective exhaust gas standard

MOBIREX

Mobile impact crushers



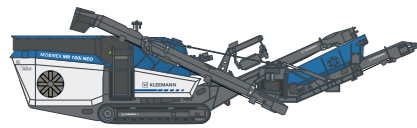
Diesel-direct / diesel-electric
Drive concepts

Up to 600 t/h
Feed capacity

Natural stone and recycling
Application fields

The mobile MOBIREX impact crushers are used in soft to medium-hard natural stone and in recycling. The performance of the plants is immense - not just in terms of pure volume reduction. The focus today is on cost and environmental awareness, availability, versatility and, above all, the quality of

final product to be achieved. The MOBIREX plants crush stone so efficiently that the grain shape, grain size distribution and cleanliness comply with the strict standards for concrete and asphalt aggregates.



MR 100(i) NEO / NEOe

Feed capacity up to approx.	250 t/h
Crusher inlet (W x D)	1,000 x 750 mm
Weight	29,500 kg*
Engine power	240 kW

- > Two drive concepts available: E-DRIVE diesel-electric drive with option for an external power supply/ D-DRIVE diesel-direct drive
- > SPECTIVE intuitive operating position
- > Lock & Turn safety system
- > Fully hydraulic gap adjustment and overload system
- > Single-deck post screening unit (option)



MR 110(i) EVO2

Feed capacity up to approx.	350 t/h
Crusher inlet (W x D)	1,100 x 800 mm
Weight	44,500 kg*
Engine power	368 - 371 kW**

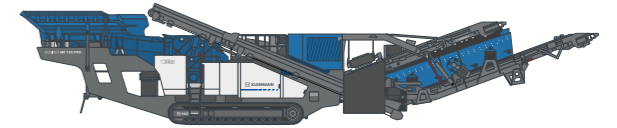
- > Low-consumption, D-DRIVE diesel-direct drive
- > Hydraulic crushing gap adjustment via control system
- > Independent double-deck prescreen
- > SPECTIVE intuitive operating concept
- > Lock & Turn safety system
- > Single- or double-deck post screening unit (option)



MR 130(i) EVO2

Feed capacity up to approx.	450 t/h
Crusher inlet (W x D)	1,300 x 900 mm
Weight	49,500 kg*
Engine power	368 - 410 kW**

- > Low-consumption, D-DRIVE diesel-direct drive
- > Hydraulic crushing gap adjustment via control system
- > Independent double-deck prescreen
- > SPECTIVE intuitive operating concept
- > Lock & Turn safety system
- > Single-deck post screening unit (option)



MR 130(i) PRO

Feed capacity up to approx.	600 t/h
Crusher inlet (W x D)	1,300 x 900 mm
Weight	64,000 kg*
Engine power	480 kW

- > E-DRIVE diesel-electric drive
- > Option for external power supply
- > Independently vibrating prescreen
- > SPECTIVE intuitive operating concept
- > Lock & Turn safety system
- > Large double-deck post screening unit (option)

* Minimum weight without options, exact weight specifications available on request

** depending on the respective exhaust gas standard

MOBICONE

Mobile cone crushers



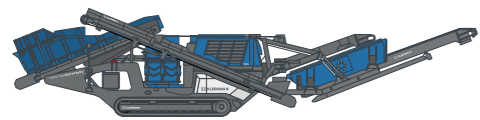
Up to 240 mm
Maximum feed size

Up to 470 t/h
Feed capacity

Natural stone
Application fields

The mobile cone crushers MOBICONE are used in medium-hard to hard and abrasive natural stone as well as for raw material preparation in mining applications. The cone crushers

deliver excellent cubic final grains in the 2nd and 3rd crushing stage and are particularly suitable for linking with primary crushers and screening plants.



MCO 90(i) EVO2

Feed capacity up to approx.	270 t/h
Crusher system size	d = 970 mm
Weight	33,500 kg*
Maximum feed size	200 mm

- > Low-consumption, D-DRIVE diesel-direct drive
- > Continuous crusher loading thanks to CFS
- > Innovative overload systems
- > SPECTIVE intuitive operating concept
- > Hydraulic crushing gap adjustment via control system
- > Single- or double-deck post screening unit (option)

MCO 110(i) PRO

Feed capacity up to approx.	470 t/h
Crusher system size	d = 1,120 mm
Weight	49,500 kg*
Maximum feed size	240 mm

- > E-DRIVE diesel-electric drive
- > Option for external power supply
- > Continuous crusher loading thanks to CFS
- > Innovative overload systems
- > SPECTIVE intuitive operating concept
- > Hydraulic crushing gap adjustment via control system

* Minimum weight without options, exact weight specifications available on request

MOBISCREEN

Mobile screening plants



Classifying screens

Scalper


Up to 500 t/h
Feed capacity

Natural stone and recycling
Application fields

The MOBISCREEN mobile screening plants are used for screening almost all natural stone types and in recycling. The classifying screens and scalpers are available in a double- or triple-deck version, with hydraulic drives.

The areas of application of the MOBISCREEN plants are multifaceted. A large number of suitable screen surfaces are available for achieving the different final grain sizes and for different feed material.

Scalper



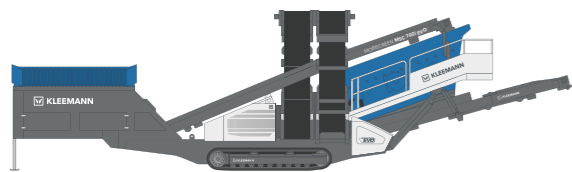
MSS 802(i) EVO

Feed capacity up to approx.	500 t/h
Screen size (W x L)	1,550 x 4,880 mm
Weight	32,000 kg*
Engine power	98 - 99 kW**

- > Scalper screen with two screen decks
- > H-DRIVE diesel-hydraulic drive
- > For natural stone and recycling applications
- > Maximum feed size: 800 x 500 x 300 mm
- > Option for external power supply



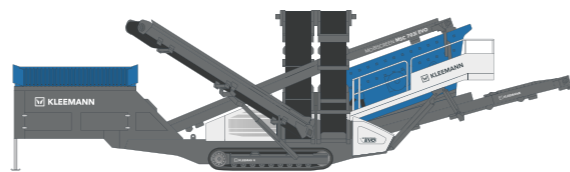
Classifying screens



MSC 702(i) EVO

Feed capacity up to approx.	350 t/h
Screen size (W x L)	1,550 x 4,500 mm
Weight	30,500 kg*
Engine power	73 - 77 kW**

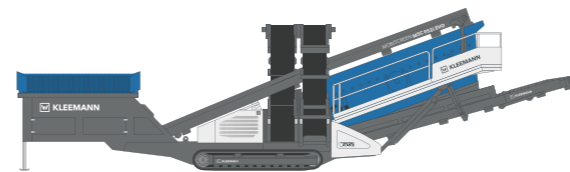
- > Double-deck screening plant
- > H-DRIVE diesel-hydraulic drive
- > For natural stone and recycling applications
- > Maximum feed size: 160 x 100 x 60 mm
- > Option for external power supply



MSC 703(i) EVO

Feed capacity up to approx.	350 t/h
Screen size (W x L)	1,550 x 4,500 mm
Weight	33,500 kg*
Engine power	73 - 77 kW**

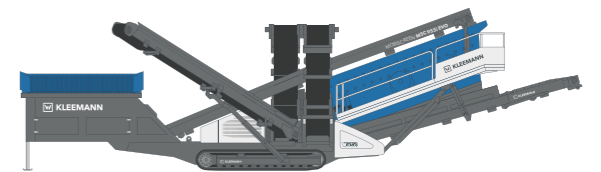
- > Triple-deck screening plant
- > H-DRIVE diesel-hydraulic drive
- > For natural stone and recycling applications
- > Maximum feed size: 160 x 100 x 60 mm
- > Option for external power supply



MSC 952(i) EVO

Feed capacity up to approx.	500 t/h
Screen size (W x L)	1,550 x 6,100 mm
Weight	33,000 kg*
Engine power	94 - 98 kW**

- > Double-deck screening plant
- > H-DRIVE diesel-hydraulic drive
- > For natural stone and recycling applications
- > Maximum feed size: 160 x 100 x 60 mm
- > Option for external power supply



MSC 953(i) EVO

Feed capacity up to approx.	500 t/h
Screen size (W x L)	1,550 x 6,100 mm
Weight	37,000 kg*
Engine power	94 - 98 kW**

- > Triple-deck screening plant
- > H-DRIVE diesel-hydraulic drive
- > For natural stone and recycling applications
- > Maximum feed size: 160 x 100 x 60 mm
- > Option for external power supply

* Minimum weight without options, exact weight specifications available on request

** depending on the respective exhaust gas standard

MOBIBELT

Mobile stackers

The MOBIBELT mobile stackers are used for efficient logistics processes on work sites. They flexibly extend the operating range of crushing and screening plants - for larger stockpiles, improved work site logistics and all this combined with simple operation.



MBT 20(i)

Feed capacity up to approx.	450 t/h ¹⁾ / 600 t/h ²⁾
Hopper volume	1.7 m ³
Belt length	19,400 mm
Weight	11,200 kg *


- > Track-mounted stacker
- > H-DRIVE diesel-hydraulic drive
- > For natural stone and recycling applications
- > Maximum feed size: 100 x 200 mm
- > Option for external power supply



MBT 24(i)

Feed capacity up to approx.	450 t/h ¹⁾ / 600 t/h ²⁾
Hopper volume	1.7 m ³
Belt length	22,700 mm
Weight	12,600 kg *

- > Track-mounted stacker
- > H-DRIVE diesel-hydraulic drive
- > For natural stone and recycling applications
- > Maximum feed size: 100 x 200 mm
- > Option for external power supply



* Minimum weight without options, exact weight specification available on request ¹⁾ Single drive ²⁾ Twin drive

YOUR WIRTGEN GROUP CUSTOMER SUPPORT

Service you can always rely on.

Place your trust in our reliable and fast support during the complete life cycle of your machine. Our wide service offer includes suitable solutions to meet all of your challenges.



Service

We keep our service promises - with fast and uncomplicated assistance both on the building site and in our professional workshops. Our Service team has received expert training. Thanks to special tools, repair, care and maintenance work is completed quickly. Upon request, we can support you with tailored service agreements.

> www.wirtgen-group.com/service



Spare parts

Original parts and accessories from WIRTGEN GROUP can ensure the high reliability and availability of your machines in the long term. Our experts will be glad to advise you on application-optimised wear part solutions. Our parts are available worldwide, at any time and are easy to order.

> parts.wirtgen-group.com



Training

Staff responsible for the WIRTGEN GROUP's product brands are specialists in their areas and have decades of application experience. Our customers also greatly benefit from these experts. In our WIRTGEN GROUP training courses, we gladly pass on our knowledge to operators and service personnel.

> www.wirtgen-group.com/training



Telematics solutions

Construction machines with leading technology and perfected telematics solutions work hand-in-hand in the WIRTGEN GROUP. The Operations Center* - the digital platform for process, machine and service optimisation - enables you to not only simplify maintenance planning for your machines, but also to increase your productivity and cost-effectiveness.

> www.wirtgen-group.com/telematics

* The John Deere Operations Center™ (formerly WITOS) is currently not available in all countries. Please consult your responsible subsidiary or dealer if you have any questions.





KLEEMANN GmbH

Manfred-Wörner-Str. 160
73037 Göppingen
Germany

T: +49 7161 206-0
M: info@kleemann.info

 www.kleemann.info